



70LR


TANDEM AXLE LANDSCAPE TRAILER


BigTex TRAILERS


 GVWR: 7,000#


 LOAD CAPACITY: 4,630 - 4,880#


 LENGTHS: 14', 16'

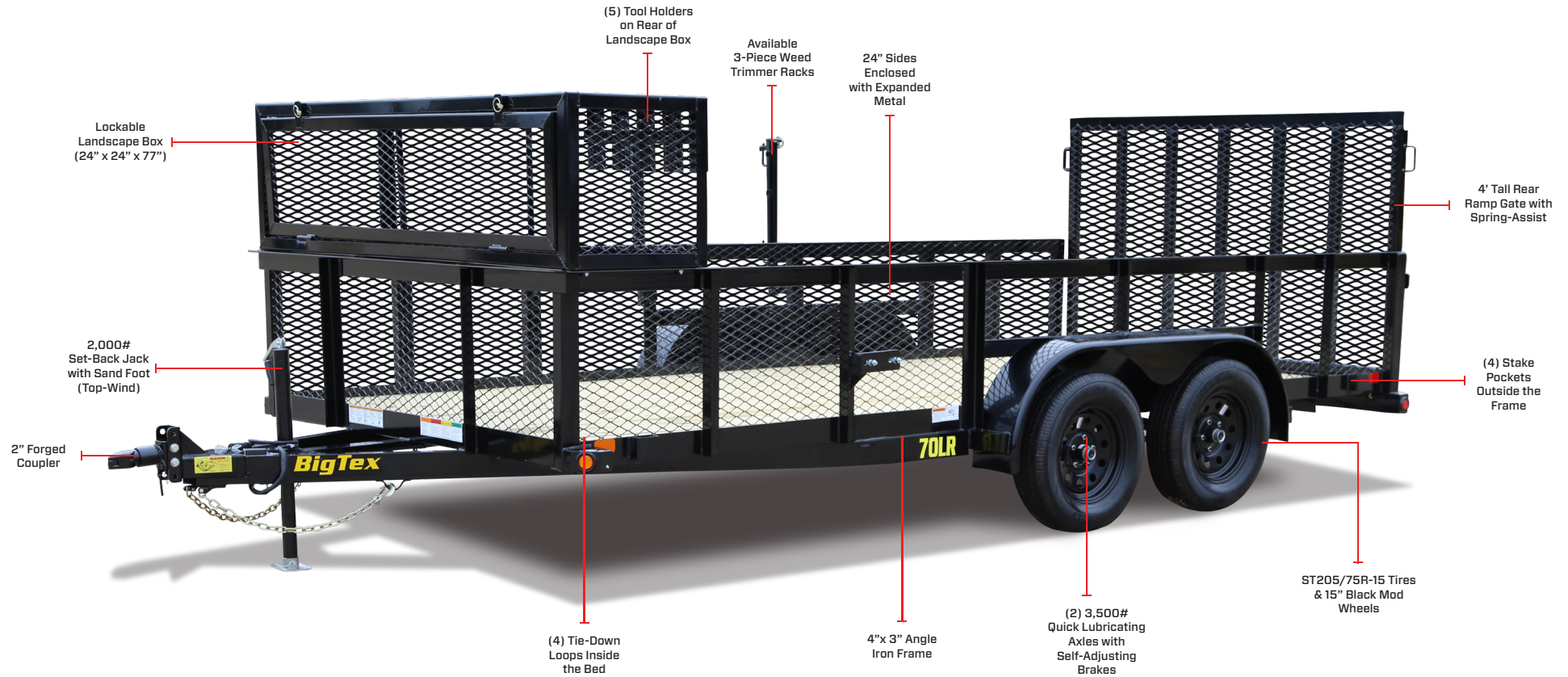
 DECK WIDTH: 83"

 WEIGHT: 2,210 - 2,370#

 AXLES: Tandem (2 x 5,200#)

 DECK HEIGHT: 19"

 COUPLER: Bumper Pull



LOCKABLE LANDSCAPE BOX

The 70LR comes standard equipped with a lockable landscape box to conveniently store gas cans, tools, and other gear while on the job.



WEED TRIMMER RACKS

The weed trimmer racks provide a locable location for 3 weedeaters, edgers, pole saws, or similar gear.



TOOL HOLDERS

Tool holders are installed on the rear of the landscape box to hang shovels and rakes while in transit to the job site.



VERSATILE 4' SPRING-ASSISTED REAR RAMP GATE

The standard rear ramp gate with spring assist is equipped for easy loading and unloading of lawnmowers and other equipment.